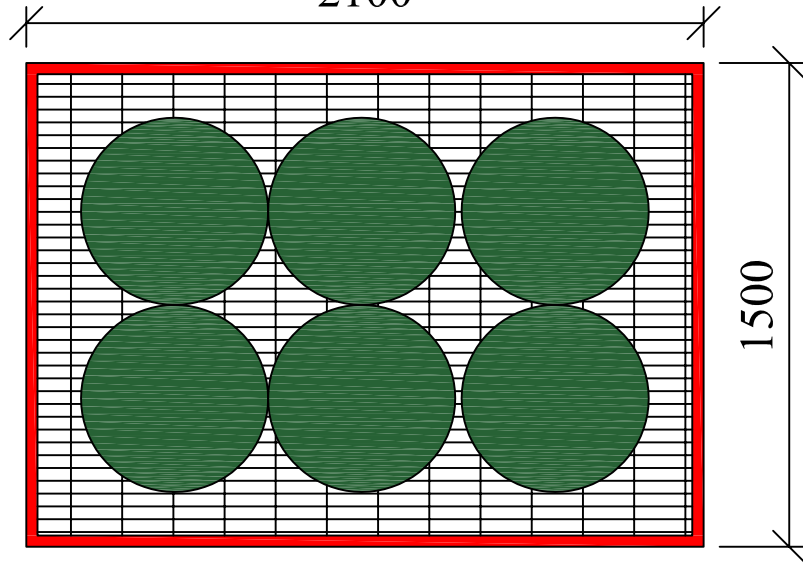
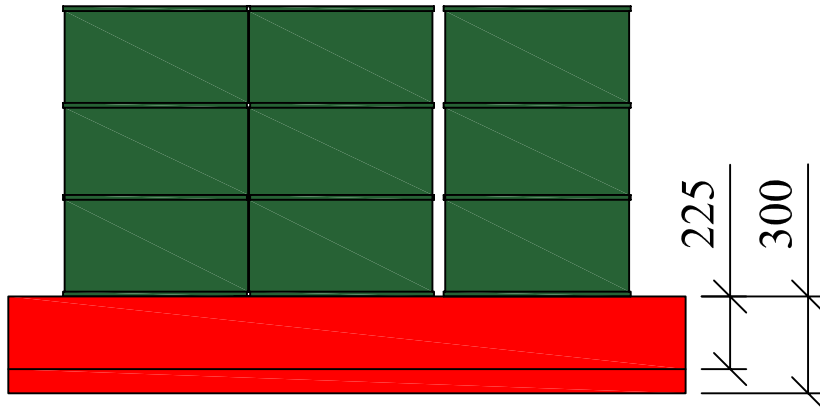


2100



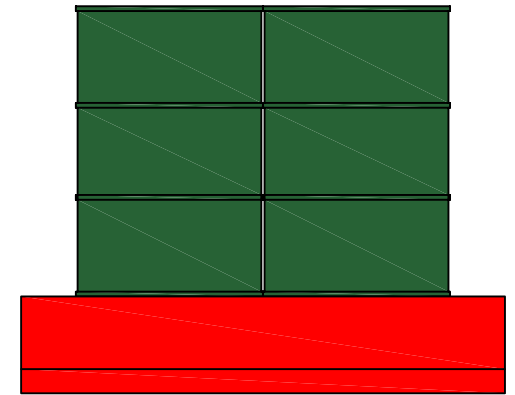
1500

6 DRUM STEEL BUND



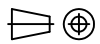
225

300



DO NOT SCALE

REMOVE ALL
BURRS AND
SHARP EDGES



THIRD ANGLE
PROJECTION

REV No	DATE
REV 1	
REV 2	
REV 3	
REV 4	

BY CUSTOMER

**CLEVELAND
SITESAFE
LIMITED**

RIVERSIDE WORKS
CLEVELAND
783 8AT
01642 244663

DRAWN
JWH
SCALE

DATE
08.10.03

DESCRIPTION
STEEL BUND FOR 6 205 LTR
DRUMS

DRG No BUNDWEB6